



NOTICE SIMPLIFIE EASYPAD NOTE SIMPLIFIED

Alimentation Power

Relais / relay 1 NO

Blanc White

Relais / relay 1 NC

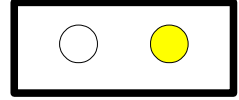
Relais / relay 2 NO

Relais / relay 2 NC



CHANGER LE CODE MAITRE CHANGE CODE MASTER

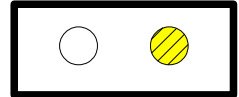
Taper Code maitre X 2
Type code master X 2
(default / default :1234)



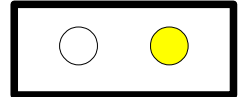
Selection menu
Select menu



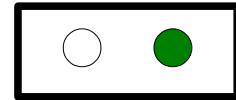
3



Saisie nouveau code maitre X 2
Type new code master X 2

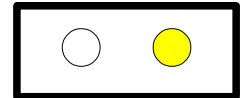


Sortie programmation
Exit program

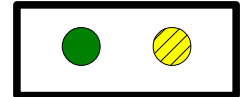


INSERER UN CODE SUR RELAIS 1 KEY IN A CODE FOR RELAY 1

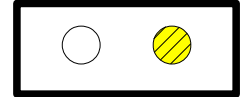
Taper Code maitre X 2
Type master code X 2



Saisie n° rang mémoire De 000 à 999
Type ranking number from 000 to 999

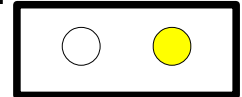


Saisie code pour relais 1 (Nbr digit identique au code maitre)
Type code for relay 1 (same digit number as master code)



INSERER UN CODE SUR RELAIS 2 KEY IN A CODE FOR RELAY 2

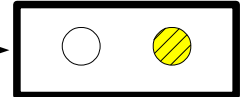
Taper Code maitre X 2
Type master code X 2



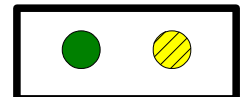
Selection menu
Select menu



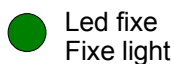
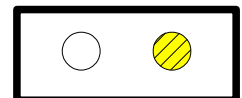
4



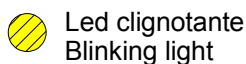
Saisie n° rang mémoire De 00 à 09
Type ranking number from 00 to 09



Saisie code pour relais 2 (Nbr digit identique au code maitre)
Type code for relay 2 (same digit number as master code)



Led fixe
Fixe light



Led clignotante
Blinking light



BIP